

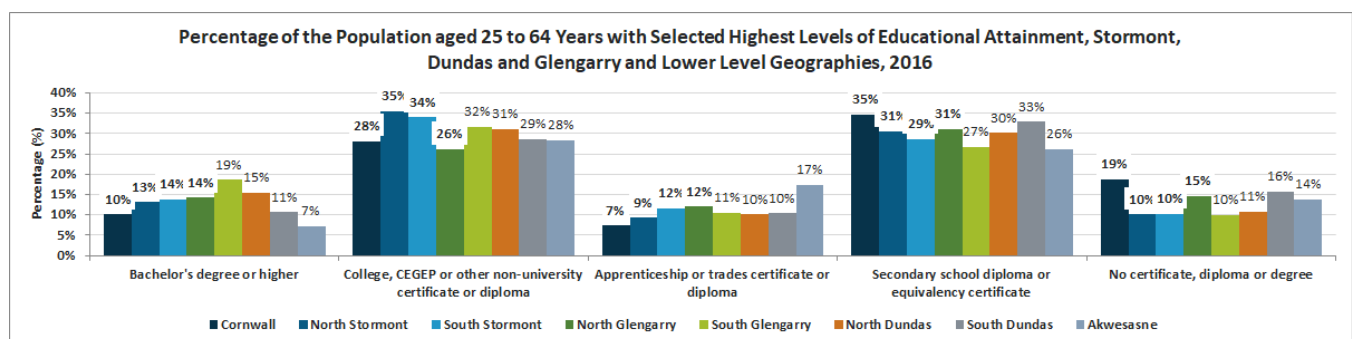
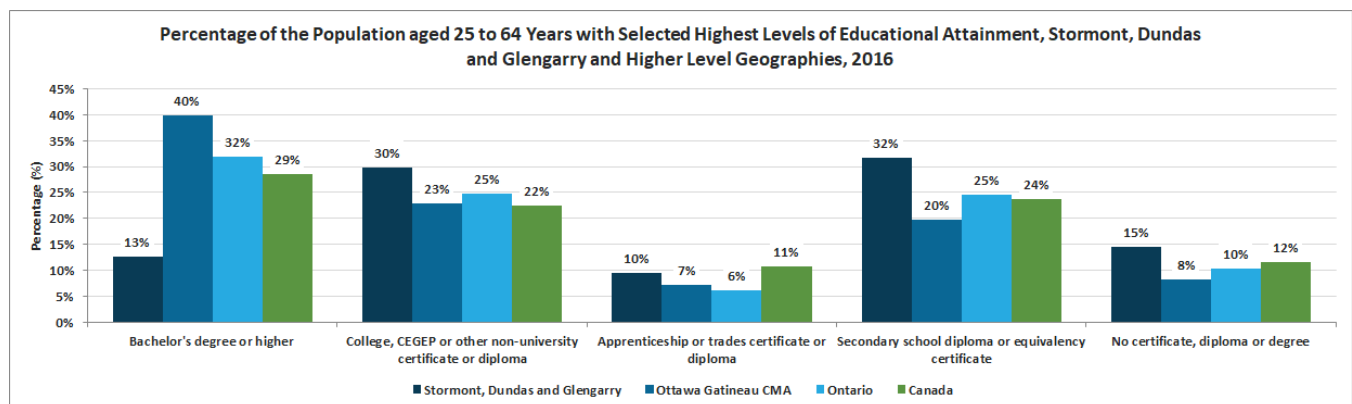
Census Made Simple Release 11



Education

Educational Attainment by Population

- In 2016, 83.2% of people aged 25 to 64 in Stormont, Dundas and Glengarry had at least a high school diploma or equivalency certificate, compared with 86.3% in Canada
- In 2016, the greatest percentage of the population's highest level of educational attainment was secondary school diploma or equivalency certificate (32%), followed by College, CEGEP or other non-university certificate or diploma
- Cornwall had the highest percentage of the population aged 25 to 64 with no certificate, diploma or degree (19%) compared to all other communities. Cornwall also had the highest percentage of the population with secondary school diploma or equivalency certificate as the highest level of educational attainment.
- Akwesasne had the highest percentage of individuals with apprenticeship or trades certificate or diploma compared to other communities. North Stormont had the highest percentage of the population having received a college degree as the highest level of education.
- South Glengarry had the greatest amount of individuals with a bachelor's degree or higher.



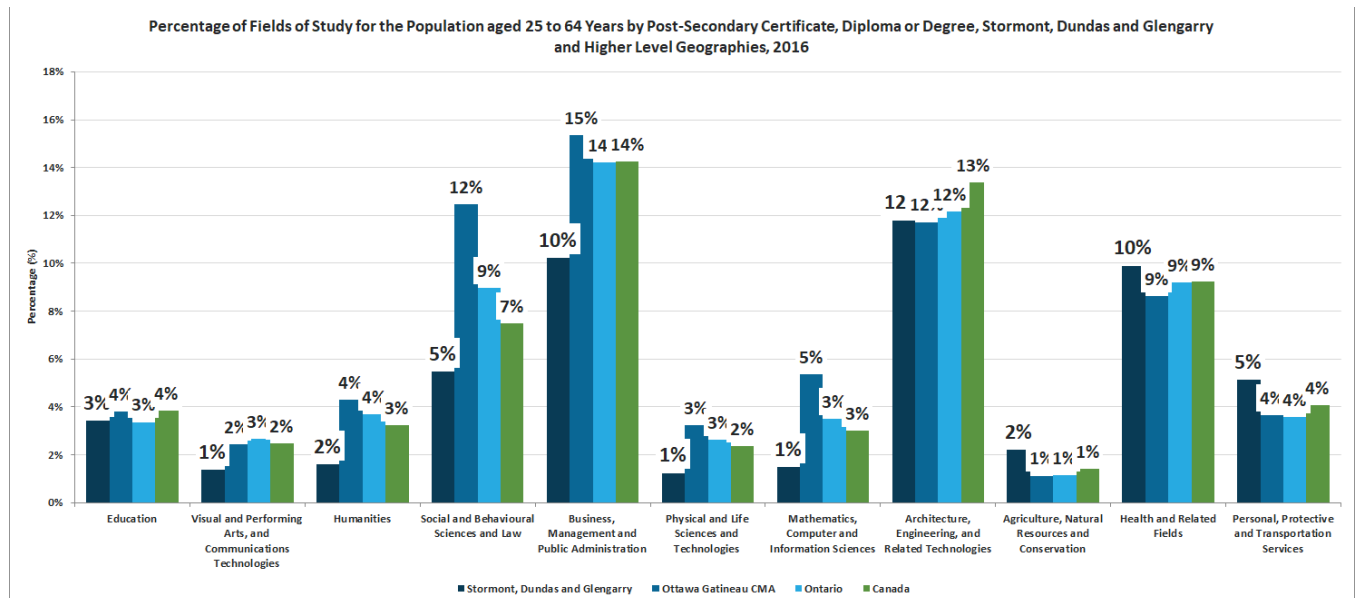
Census Made Simple Release 11



Education

Field of Study

- Stormont, Dundas and Glengarry outranked all other comparator regions (Ottawa and Gatineau, Ontario and Canada) in percentage of field of study for population aged 25 to 64 in Personal, Protective and Transportation Service; Health and Related Fields; and Agriculture, Natural Resources and Conservation.
- The highest proportion of field of study in Stormont, Dundas and Glengarry is Architecture, Engineering and Related Technologies with 12% of the population aged 25 to 64 having studied in this field.
- In comparison to other SDG communities South Stormont had the highest percentage of individuals having studied in education (5%). North Dundas had the highest percentage of individuals having studied Visual and Performing Arts and Communications Technologies. Akwesasne had the highest percentage of individuals having studied in the Humanities, Business Management and Public Administration; Architecture, Engineering, and Related Technologies; Personal, Protective and Transportation Studies. South Stormont had the highest percentage of Social and Behavioural Sciences and Law studiers while North Stormont had the highest percentage of individuals having studied Agriculture, Natural Resources and Conservation.



Census Made Simple Release 11



Education

Percentage of Field of Study for the Population aged 25-64 Years by Post. Secondary Certificate, Diploma or Degree, 2016	Cornwall	North Stormont	South Stormont	North Glengarry
Education	3%	3%	5%	5%
Visual and Performing Arts, and Communications Technologies	1%	2%	1%	1%
Humanities	2%	1%	2%	2%
Social and Behavioural Sciences and Law	5%	6%	6%	5%
Business, Management and Public Administration	10%	10%	12%	8%
Physical and Life Sciences Technologies	1%	2%	1%	2%
Mathematics, Computer and Information Sciences	1%	2%	2%	1%
Architecture, Engineering, and Related Technologies	9%	14%	16%	12%
Agriculture, natural Resources and Conservation	1%	5%	2%	4%
Health and Related Fields	10%	8%	10%	9%
Personal, Protective and Transportation Services	5%	6%	6%	6%

Percentage of Field of Study for the Population aged 25-64 Years by Post. Secondary Certificate, Diploma or Degree, 2016	South Glengarry	North Dundas	South Dundas	Akwesasne
Education	5%	3%	2%	4%
Visual and Performing Arts, and Communications Technologies	2%	3%	1%	0%
Humanities	2%	2%	1%	2%
Social and Behavioural Sciences and Law	6%	6%	5%	5%
Business, Management and Public Administration	11%	11%	9%	13%
Physical and Life Sciences Technologies	2%	2%	1%	0%
Mathematics, Computer and Information Sciences	2%	2%	2%	1%
Architecture, Engineering, and Related Technologies	14%	14%	12%	18%
Agriculture, natural Resources and Conservation	3%	4%	4%	1%
Health and Related Fields	11%	9%	9%	8%
Personal, Protective and Transportation Services	5%	4%	5%	8%

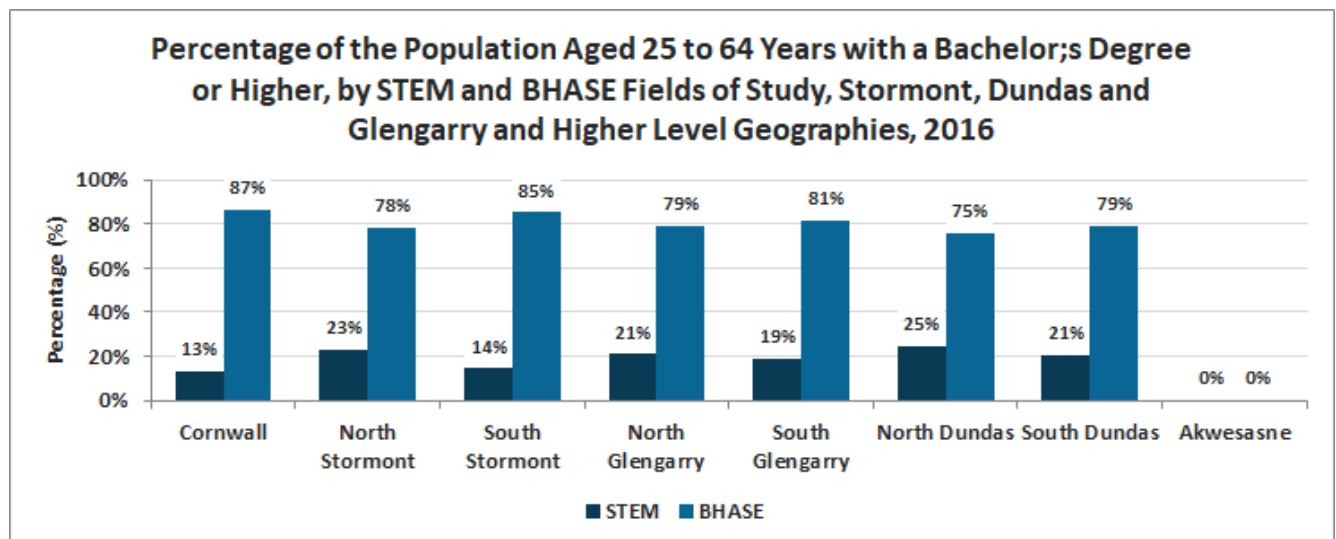
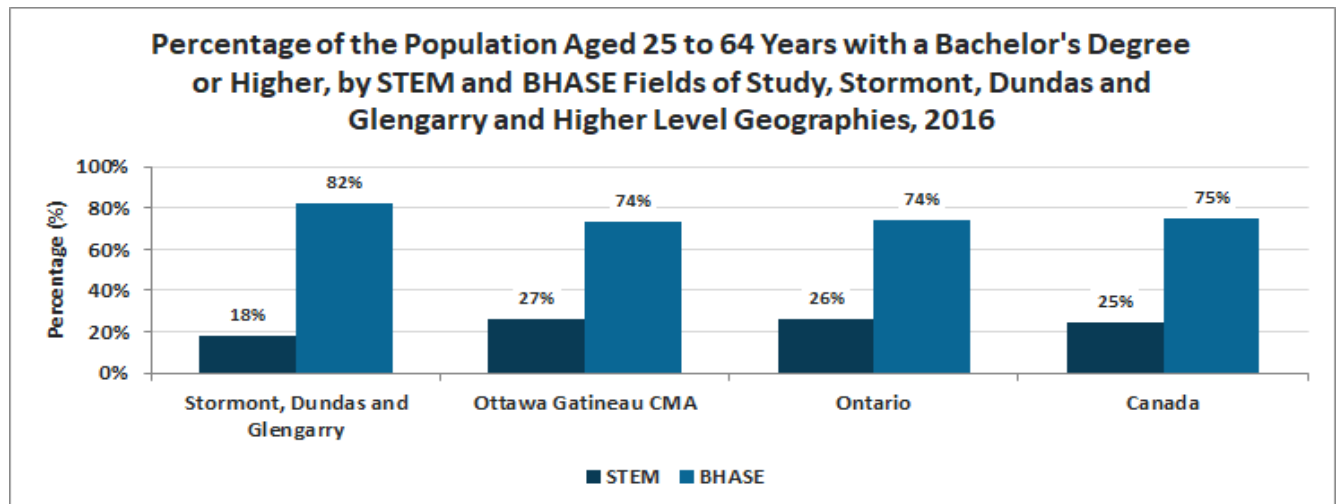
Census Made Simple Release 11



Education

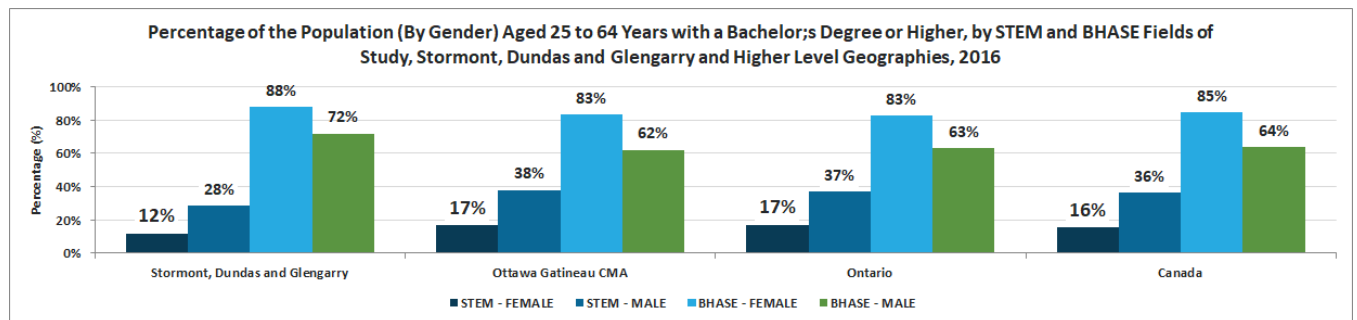
STEM vs BHASE

- In Stormont, Dundas and Glengarry, 12% of women aged 25 to 64 with a bachelor's degree or higher studied STEM (science, technology, engineering and mathematics) compared with 28% of men. On the other hand, 88% of these women studied BHASE (non-stem) fields of study such as business, humanities, health, arts, social sciences, education, etc., compared with 72% of men.
- The highest percentage of women studying STEM within Stormont, Dundas and Glengarry was in North Dundas with 25% of women having studied STEM.



Census Made Simple Release 11

Education



Location of Study

- The largest percentage of level of education studying outside of Canada was Bachelor's Degree or Higher with 14%.
- Across all categories (Apprenticeship or Trades Certificate Diploma, College, CEGEP, or other Non-University Certificate of Diploma, Bachelor's Degree or Higher) Population who studied in the same province of residence was significantly higher than percentage of those studying outside of the province of residence.

